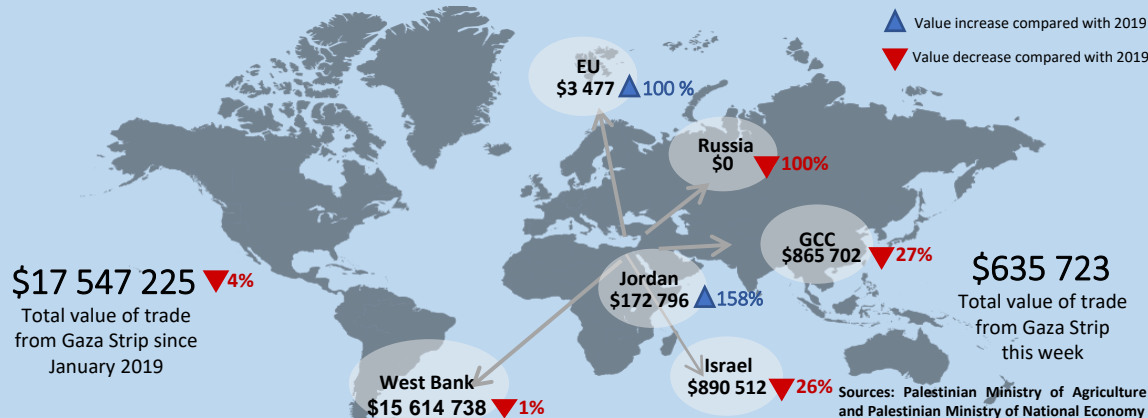


## Total exported value (USD) by destination since January 2020



## Weekly Agricultural Trade

### Trade to West Bank

Crop	Tons
Tomato	1023.1
Eggplant	42.7
Cucumber	28.1
Chili	14.8
Zucchini	9.2
Sweet Pepper	9.1
<b>Total</b>	<b>1127.1</b>

### Exports to Jordan

Crop	Tons
Tomato	143.7
Eggplant	21.1
<b>Total</b>	<b>164.84</b>

### Exports to GCC

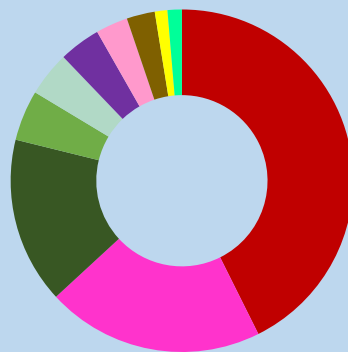
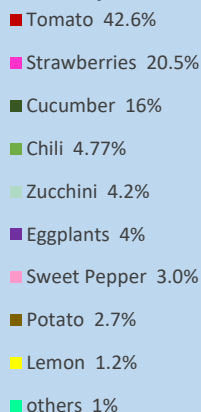
Crop	Tons
Tomato	40.0
Potato	15.0
Pumpkin	5.0
<b>Total</b>	<b>60.0</b>

## Gaza Strip

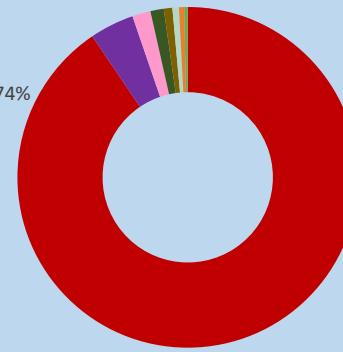
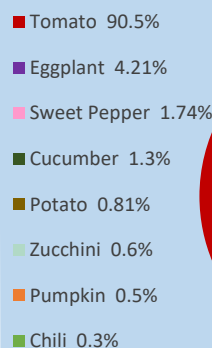
## Agricultural Trade

From 10<sup>th</sup> to 14<sup>th</sup> May 2020

### Total exports value by product since January 2020 (%)

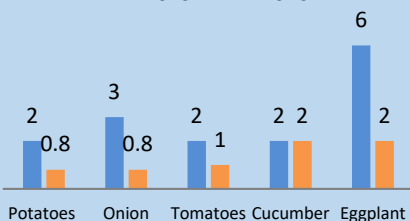


### Weekly exports value by product (%)

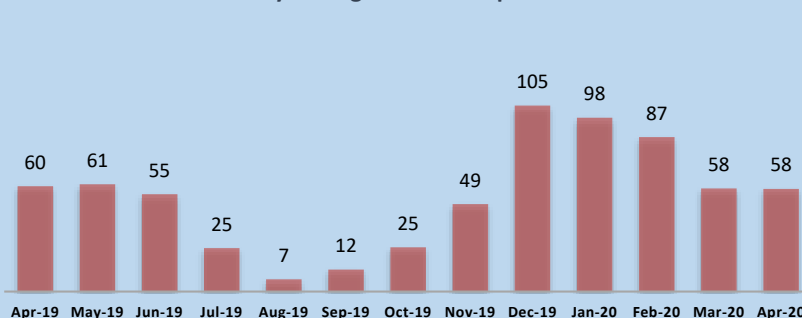


### Main crops prices (NIS/KG) this week 2019 vs. 2020

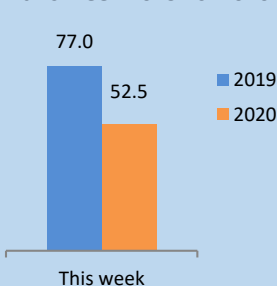
■ 2019 ■ 2020



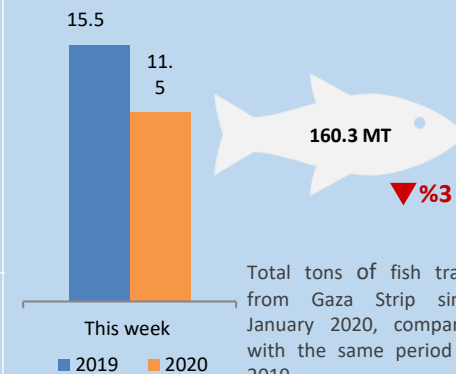
### Weekly average truckloads per month



### Truckloads exiting Gaza this week 2019 vs. 2020



### Fish trade to West Bank (Tons)



Gaza Strip Agricultural Trade leverages capacity built under the project *Reform and Development of Markets, Value Chains and Producers' Organizations*, supported by Denmark, the Netherlands, EU, Switzerland & Spain. The content of the trade bulletin is the sole responsibility of FAO and does not necessarily reflect the position of the resource partners.