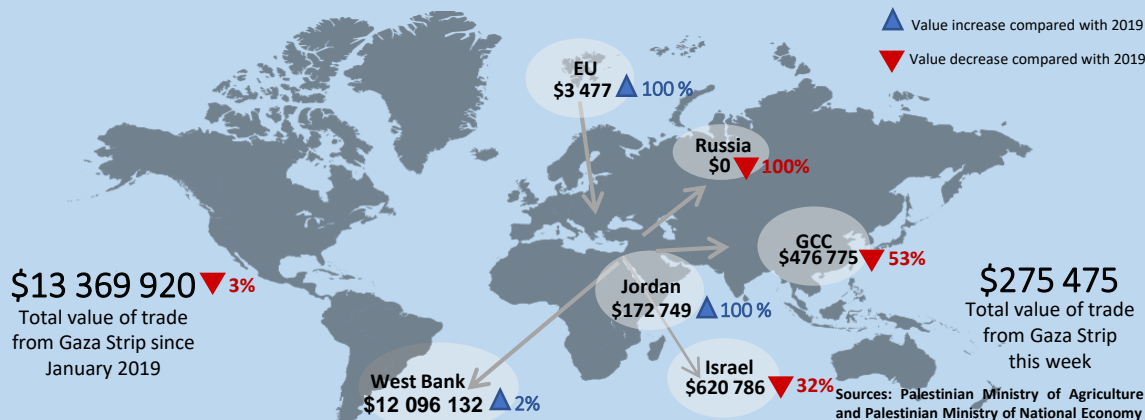


Total exported value (USD) by destination since January 2020



Weekly Agricultural Trade

Trade to West Bank

Crop	Tons
Tomato	324.0
Cucumber	177.2
Zucchini	50.9
Eggplant	32.4
Cauliflower	31.0
Chili	27.5
Sweet Pepper	23.5
Total	666.5

Exports to Israel

Crop	Tons
Tomato	41.6
Total	41.6

Exports to GCC

Crop	Tons
Potato	33.8
Tomato	6.0
Lemon	2.3
Total	42.1

Exports to Jordan

Crop	Tons
Lemon	15.5
Total	15.5

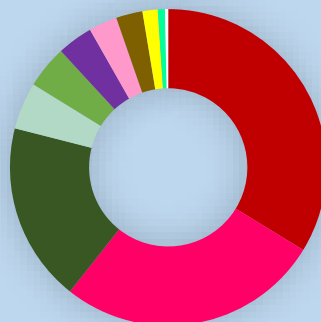
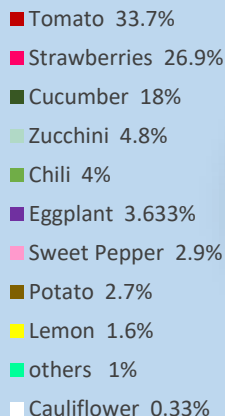
Note: No crops were allowed to exit Gaza between the 24th and the 29th of March, as part of efforts to contain prices for local consumers. From the 30th of March fixed quantities of cucumbers, zucchini and cauliflower are allowed to exit Gaza toward WB. The exportable quantities are determined considering prices in the local market.

Gaza Strip

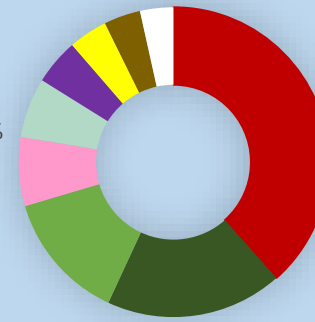
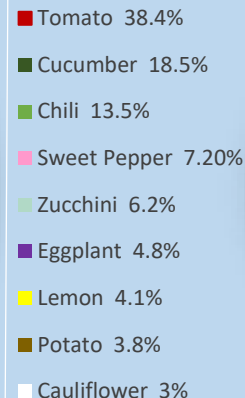
Agricultural Trade

From 22nd to 26th March 2020

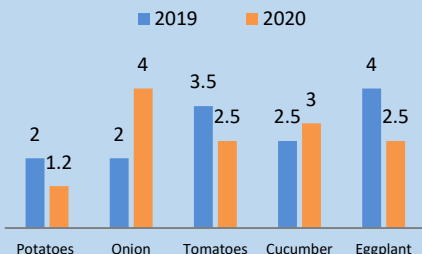
Total exports value by product since January 2020 (%)



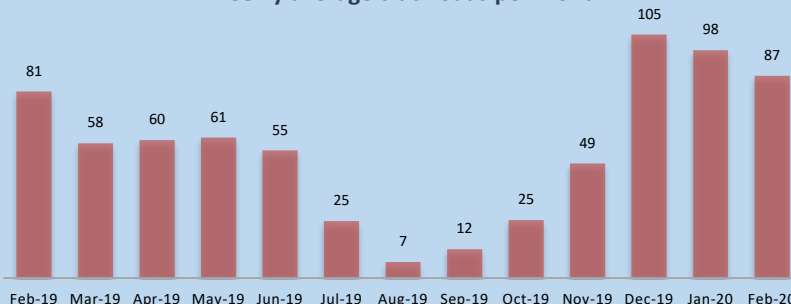
Weekly exports value by product (%)



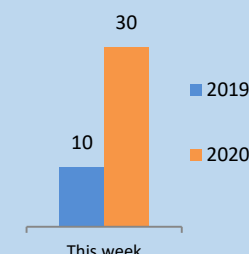
Main crops prices (NIS/KG) this week 2019 vs. 2020



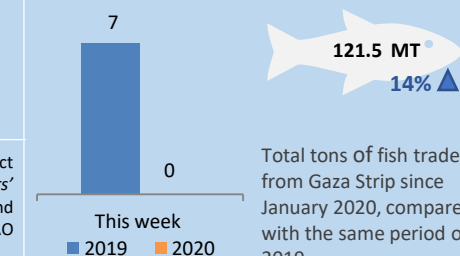
Weekly average truckloads per month



Truckloads exiting Gaza this week 2019 vs. 2020



Fish trade to West Bank (Tons)



Total tons of fish trade from Gaza Strip since January 2020, compared with the same period of 2019.