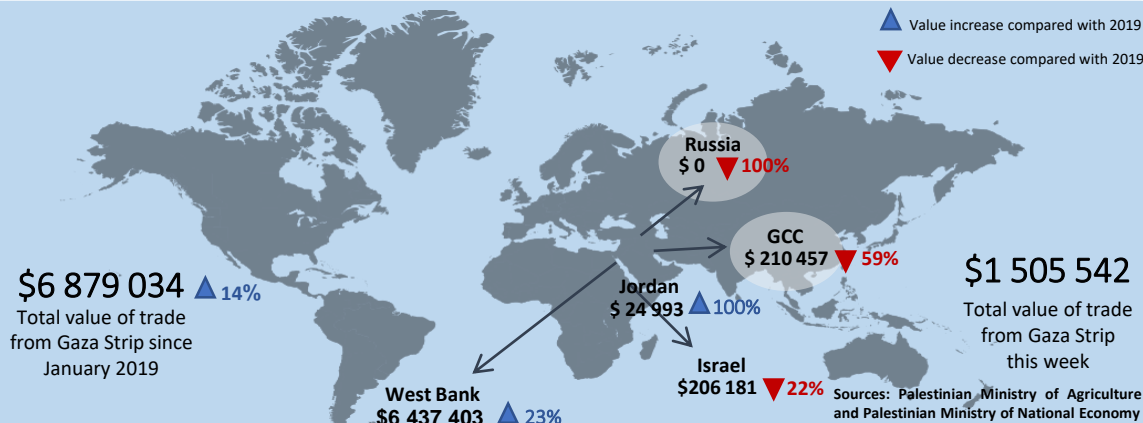


Total exported value (USD) by destination since January 2019



Weekly Agricultural Trade

Trade to West Bank

Crop	Tons
Tomato	668.8
Cucumber	287.3
Strawberries	201.6
Zucchini	106.3
Eggplant	72.5
Chili	67.1
Sweet Pepper	60.8
Cabbage	11
Dates	6.3
Cauliflower	0.4
Total	1482.1

Exports to GCC

Crop	Tons
Potato	254.9
Lemon	17.3
Tomato	18
Total	290.2

Exports to Jordan

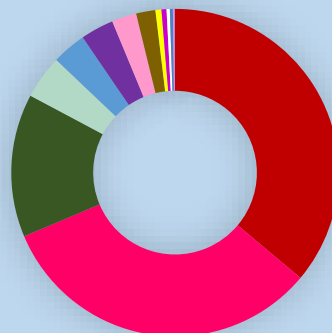
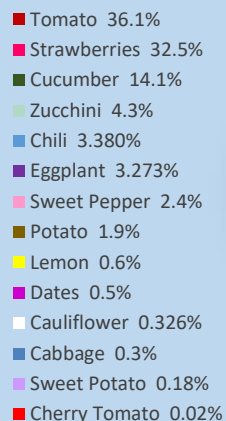
Crop	Tons
Lemon	192
Total	19.2

Gaza Strip

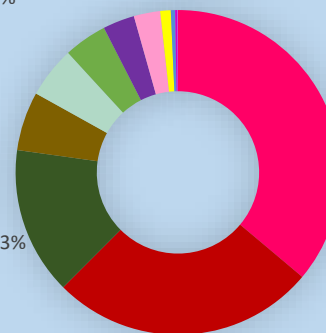
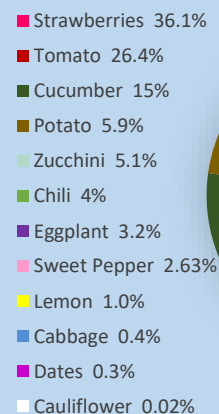
Agricultural Trade

26th to 30th January 2020

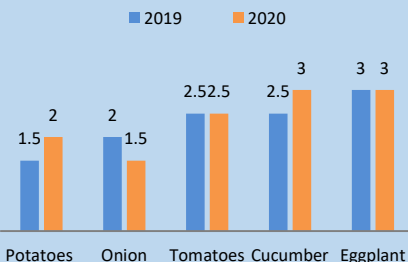
Total exports value by product since January 2020 (%)



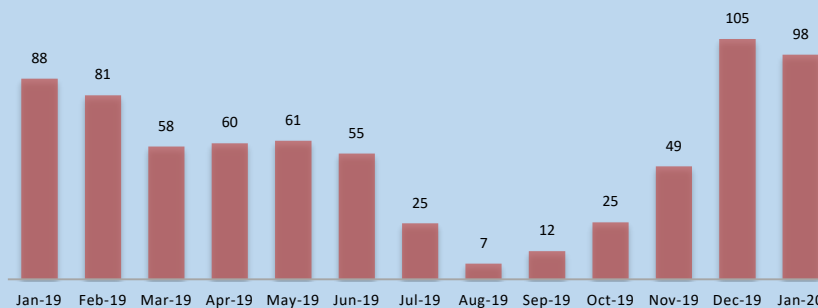
Weekly exports value by product (%)



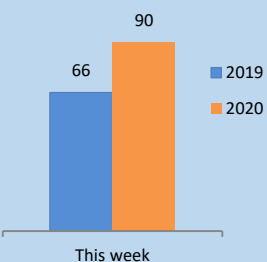
Main crops prices (NIS/KG) this week 2019 vs. 2020



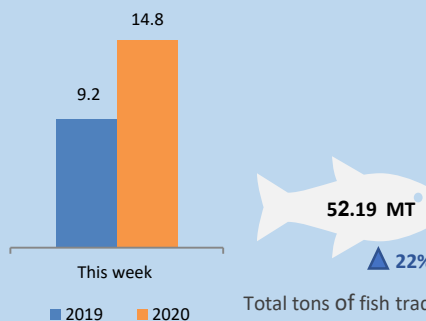
Weekly average truckloads per month



Truckloads exiting Gaza this week 2019 vs. 2020



Fish trade to West Bank (Tons)



Total tons of fish trade from Gaza Strip since January 2020, compared with the same period of 2019.

Gaza Strip Agricultural Trade leverages capacity built under the project *Reform and Development of Markets, Value Chains and Producers' Organizations*, supported by Denmark, the Netherlands, EU, Switzerland & Spain. The content of the trade bulletin is the sole responsibility of FAO and does not necessarily reflect the position of the resource partners.