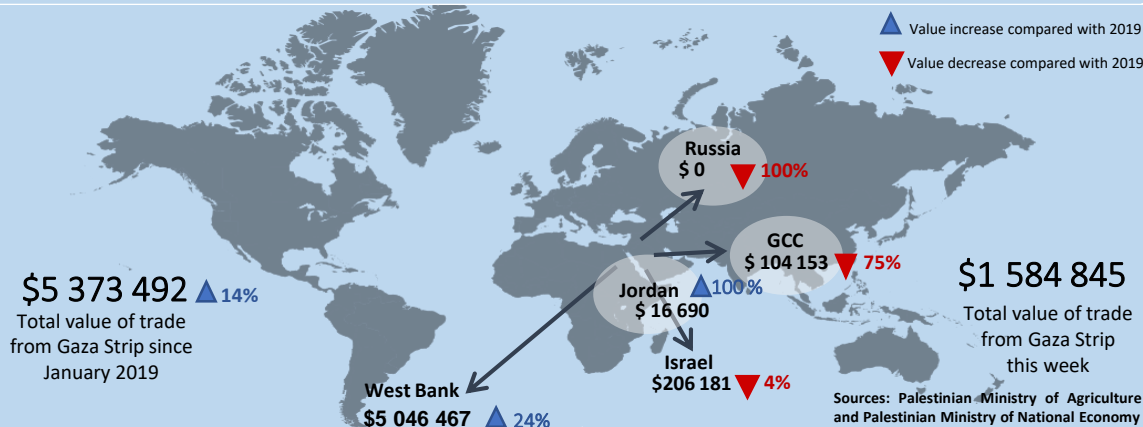


Total exported value (USD) by destination since January 2019



Weekly Agricultural Trade

Trade to West Bank

Crop	Tons
Tomato	892.3
Cucumber	266.4
Strawberries	211.8
Eggplant	106.3
Zucchini	99.8
Sweet Pepper	67.0
Chili	43.5
Dates	12.9
Cabbage	4.8
Cauliflower	2.5
Cherry Tomato	1.6
Total	1708.7

Exports to GCC

Crop	Tons
Potato	24.2
Tomato	24.0
Sweet Potato	21.1
Total	69.4

Exports to Jordan

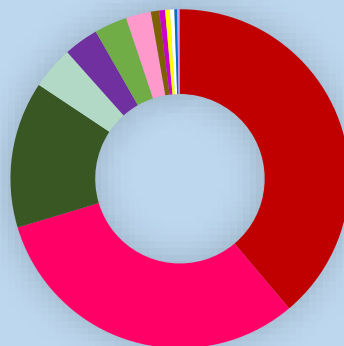
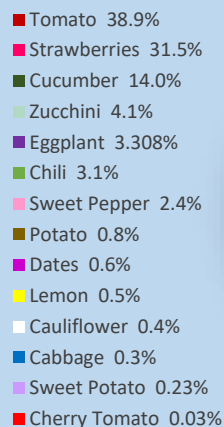
Crop	Tons
Lemon	38.5
Total	38.5

Gaza Strip

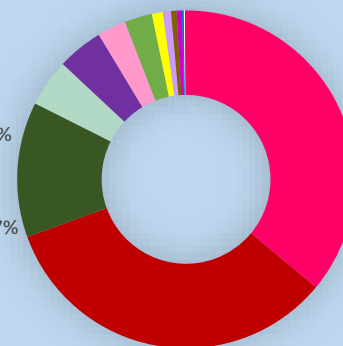
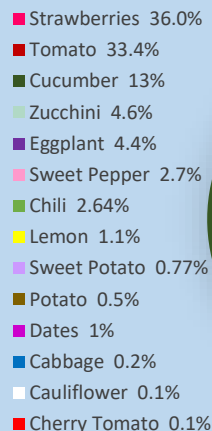
Agricultural Trade

19th to 23rd January 2020

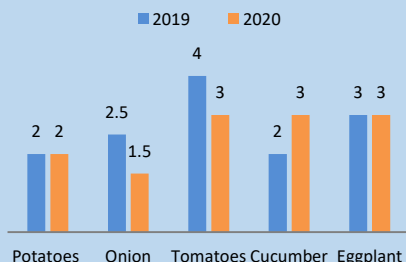
Total exports value by product since January 2020 (%)



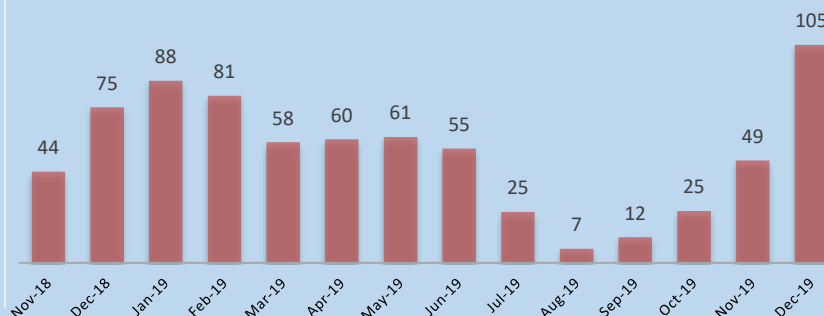
Weekly exports value by product (%)



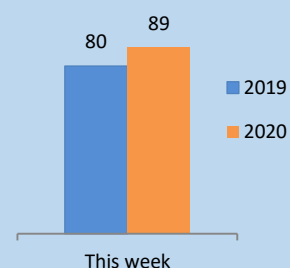
Main crops prices (NIS/KG) this week 2019 vs. 2020



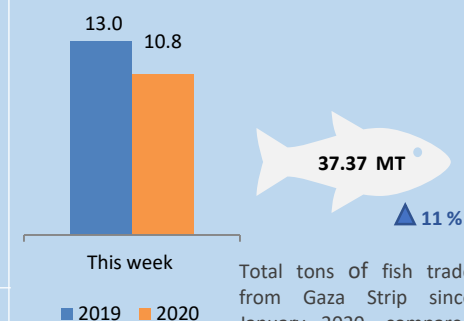
Weekly average truckloads per month



Truckloads exiting Gaza this week 2019 vs. 2020



Fish trade to West Bank (Tons)



Total tons of fish trade from Gaza Strip since January 2020, compared with the same period of 2019.

Gaza Strip Agricultural Trade leverages capacity built under the project *Reform and Development of Markets, Value Chains and Producers' Organizations*, supported by Denmark, the Netherlands, EU, Switzerland & Spain. The content of the trade bulletin is the sole responsibility of FAO and does not necessarily reflect the position of the resource partners.