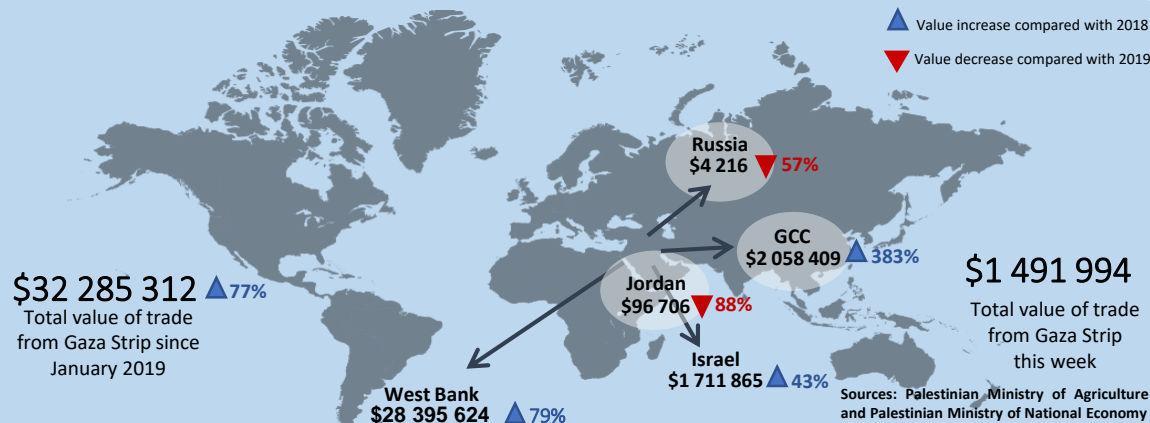


## Total exported value (USD) by destination since January 2019



## Weekly Agricultural Trade

### Trade to West Bank

Crop	Tons
Tomato	1107.3
Strawberries	250.2
Cucumber	159.6
Chili	47.1
Zucchini	44.4
Sweet Pepper	36.0
Dates	27.8
Eggplant	24.2
Cauliflower	18.4
Cabbage	7.7
Sweet Potato	5.62
Cherry Tomato	2.0
Total	1730.3

### Exports to GCC

Crop	Tons
Potato	69.75
Tomato	12
Total	81.8

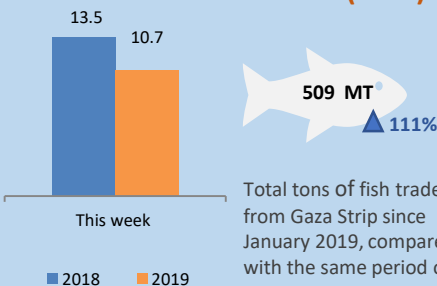
### Exports to Europe

Crop	Tons
Strawberries	4.5
Total	4.5

### Exports to Jordan

Crop	Tons
Potato	46.5
Total	46.5

### Fish trade to West Bank (Tons)

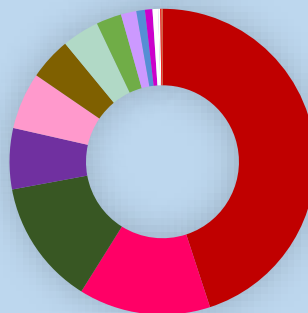
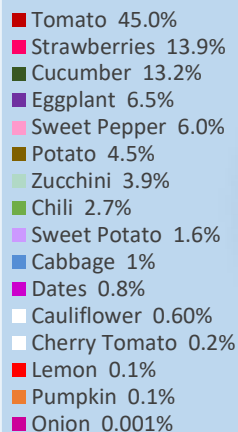


## Gaza Strip

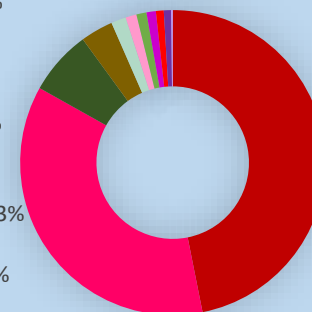
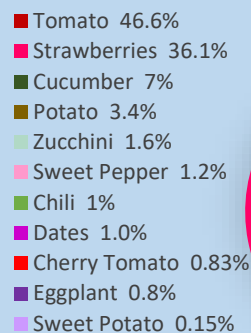
## Agricultural Trade

22<sup>nd</sup> to 26<sup>th</sup> December 2019

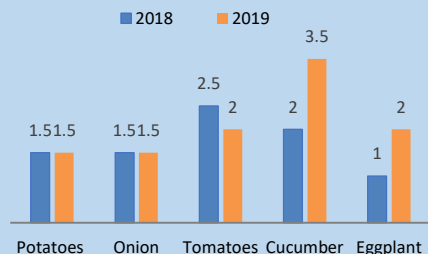
### Total exports value by product since January 2019 (%)



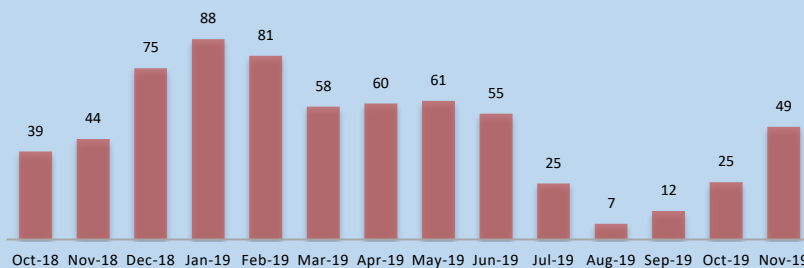
### Weekly exports value by product (%)



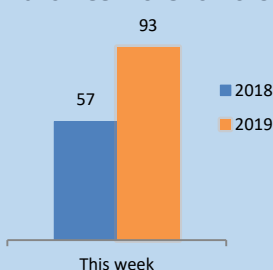
### Main crops prices (NIS/KG) this week 2018 vs. 2019



### Weekly average truckloads per month



### Truckloads exiting Gaza this week 2018 vs. 2019



Gaza Strip Agricultural Trade leverages capacity built under the project *Reform and Development of Markets, Value Chains and Producers' Organizations*, supported by Denmark, the Netherlands, EU, Switzerland & Spain. The content of the trade bulletin is the sole responsibility of FAO and does not necessarily reflect the position of the resource partners.