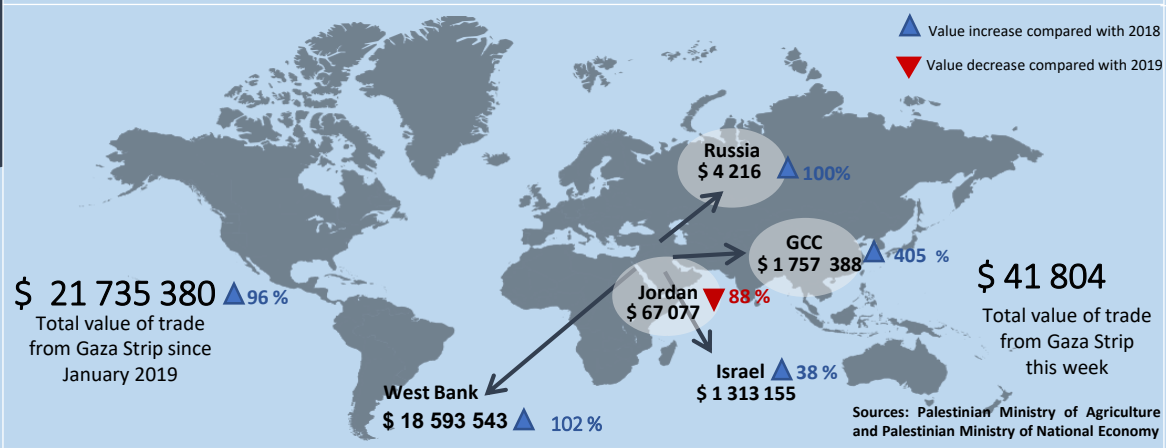


# Gaza Strip Agricultural Trade

25<sup>th</sup> to 29<sup>th</sup> August 2019

## Total exported value (USD) by destination since January 2019



## Weekly Agricultural Trade

### Trade to West Bank

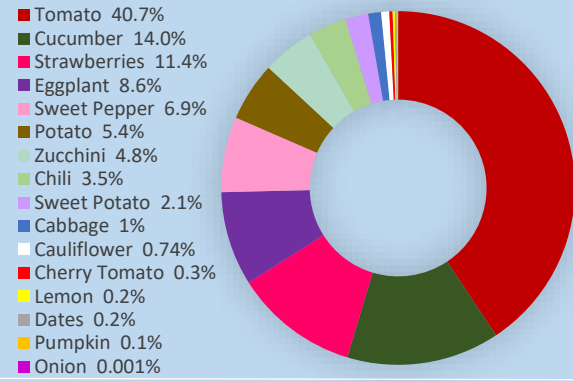
Crop	Tons
Sweet Potato	16.0
<b>Total</b>	<b>16.0</b>

### No Exports to Israel

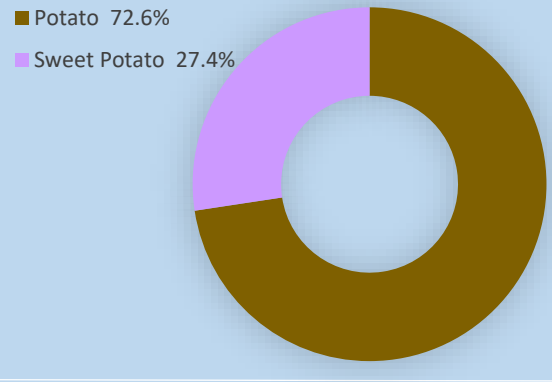
### Exports to GCC

Crop	Tons
Potato	88.4
<b>Total</b>	<b>88.4</b>

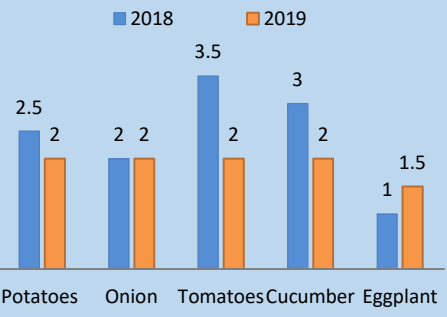
## Total exports value by product since January 2019 (%)



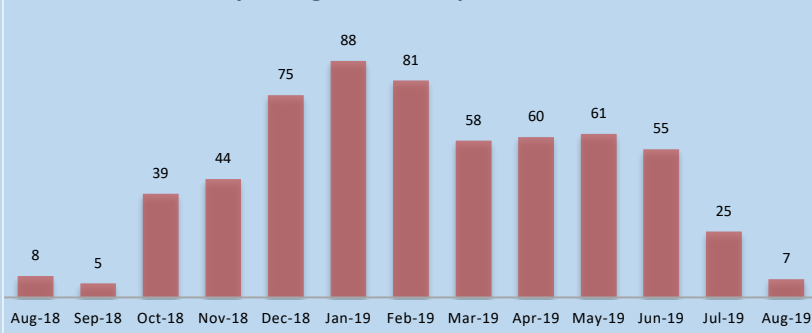
## Weekly exports value by product (%)



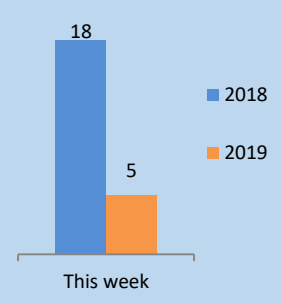
## Main crops prices (NIS/KG) this week 2018 vs. 2019



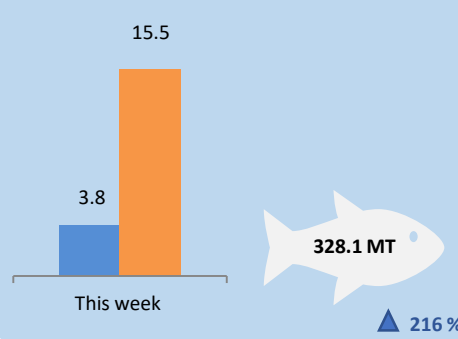
## Weekly average truckloads per month



## Truckloads exiting Gaza this week 2018 vs. 2019



## Fish trade to West Bank (Tons)



Gaza Strip Agricultural Trade leverages capacity built under the project *Reform and Development of Markets, Value Chains and Producers' Organizations*, supported by Denmark, the Netherlands, EU, Switzerland & Spain. The content of the trade bulletin is the sole responsibility of FAO and does not necessarily reflect the position of the resource partners.

Total tons of fish trade from Gaza Strip since January 2019, compared with the same period of 2018.