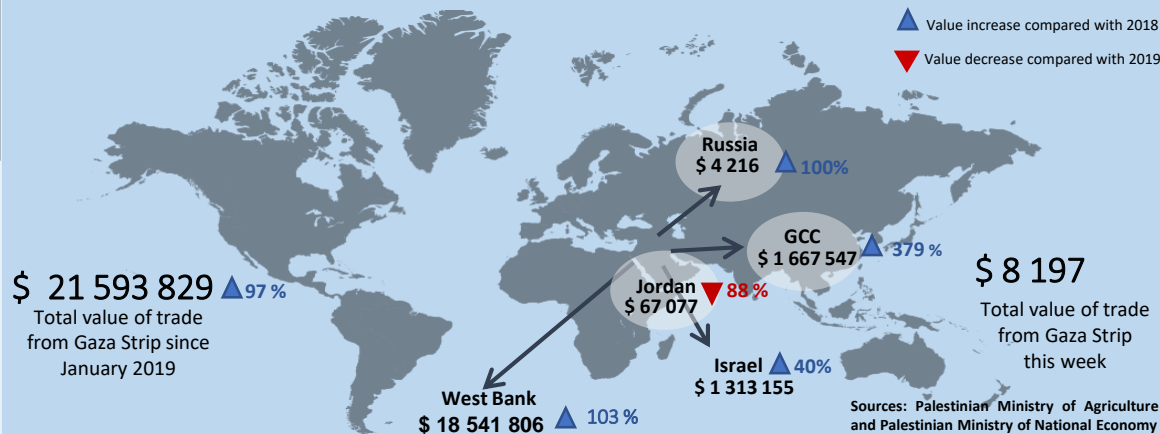


Gaza Strip

Agricultural Trade

11th to 15th August 2019

Total exported value (USD) by destination since January 2019



Weekly Agricultural Trade

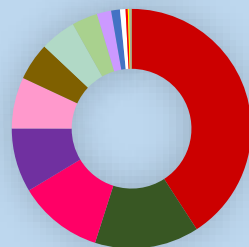
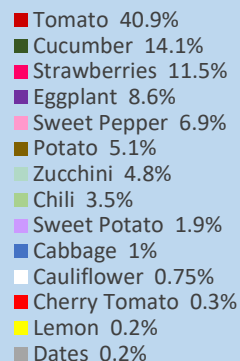
Trade to West Bank

| Crop | Tons |
|--------------|-------------|
| Tomato | 14.6 |
| Sweet Pepper | 2.8 |
| Eggplant | 1.6 |
| Cucumber | 1.3 |
| Chili | 1.0 |
| Cauliflower | 1.0 |
| Tomato | 14.6 |
| Total | 22.3 |

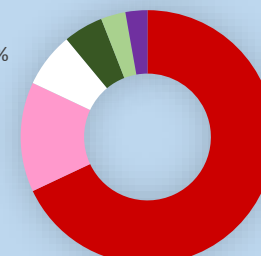
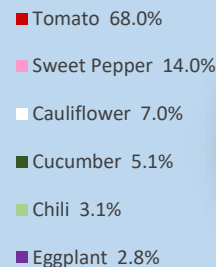
No Exports to Israel

No Exports to other countries

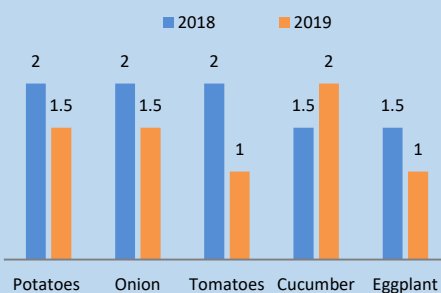
Total exports value by product since January 2019 (%)



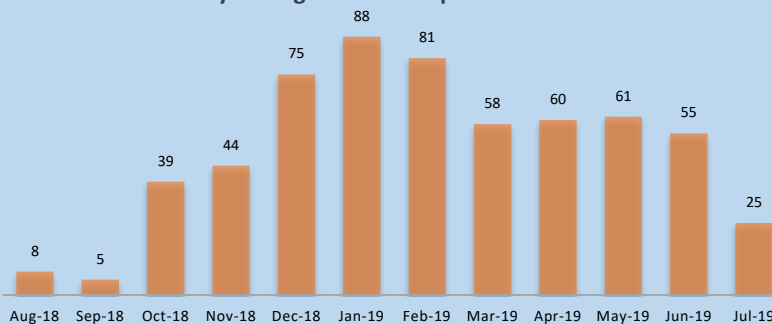
Weekly exports value by product (%)



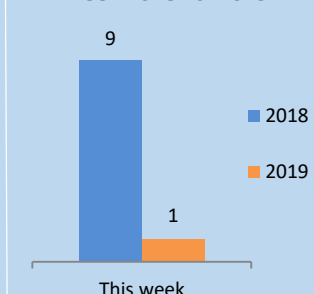
Main crops prices (NIS/KG) this week 2018 vs. 2019



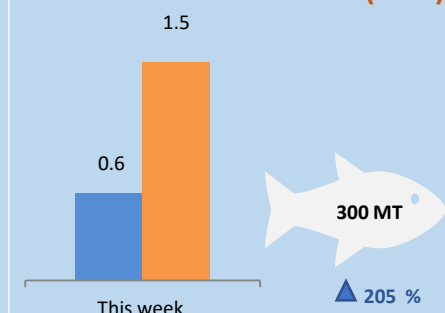
Weekly average truckloads per month



Truckloads exiting Gaza this week 2018 vs. 2019



Fish trade to West Bank (Tons)



Total tons of fish trade from Gaza Strip since January 2019, compared with the same period of 2018.