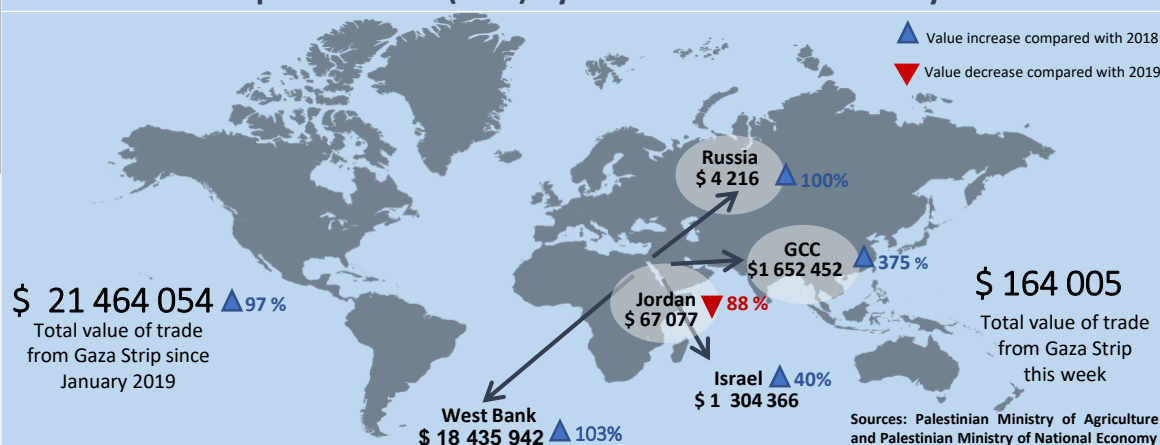


Gaza Strip

Agricultural Trade

21st to 25th July 2019

Total exported value (USD) by destination since January 2019



Weekly Agricultural Trade

Trade to West Bank

| Crop | Tons |
|--------------|--------------|
| Tomato | 207.2 |
| Sweet Potato | 83.6 |
| Eggplant | 10.2 |
| Cucumber | 36.2 |
| Chili | 6.0 |
| Sweet Pepper | 22.8 |
| Cauliflower | 7.0 |
| Zucchini | 3.8 |
| Total | 376.8 |

Exports to Israel

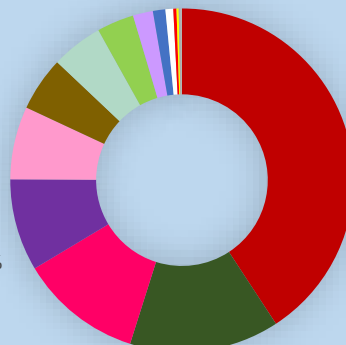
| Crop | Tons |
|--------------|-------------|
| Eggplant | 6.2 |
| Tomato | 9.0 |
| Total | 15.2 |

Exports to GCC

| Crop | Tons |
|---------------|-------------|
| Tomato | 43.5 |
| Sweet Peppers | 7.9 |
| Total | 51.4 |

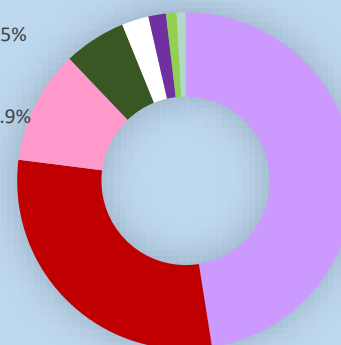
Total exports value by product since January 2019 (%)

- Tomato 40.8%
- Cucumber 14.1%
- Strawberries 11.5%
- Eggplant 8.7%
- Sweet Pepper 6.9%
- Potato 5.1%
- Zucchini 4.9%
- Chili 3.5%
- Sweet Potato 1.9%
- Cabbage 1%
- Cauliflower 0.73%
- Cherry Tomato 0.3%
- Lemon 0.2%
- Dates 0.2%
- Pumpkin 0.1%
- Onion 0.001%

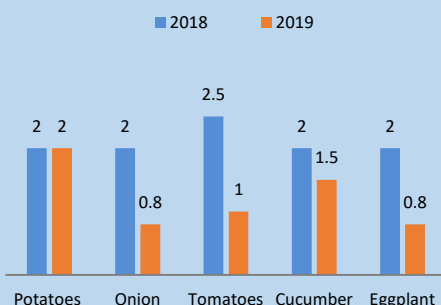


Weekly exports value by product (%)

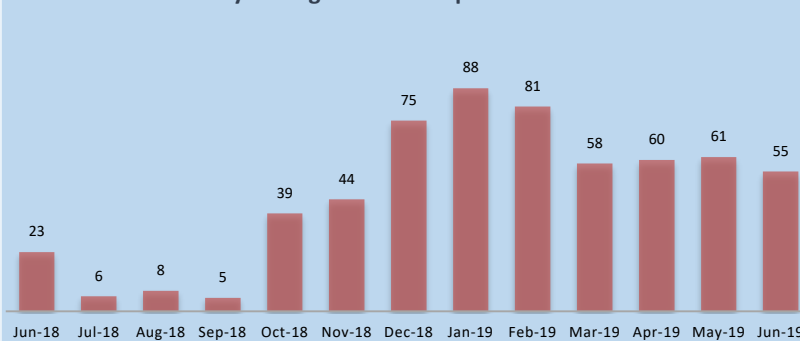
- Sweet Potato 47.5%
- Tomato 29.5%
- Sweet Pepper 10.9%
- Cucumber 6.0%
- Cauliflower 2.6%
- Eggplant 1.7%
- Chili 1.0%
- Zucchini 0.9%



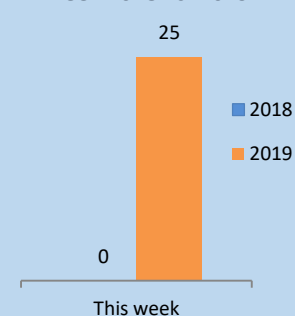
Main crops prices (NIS/KG) this week 2018 vs. 2019



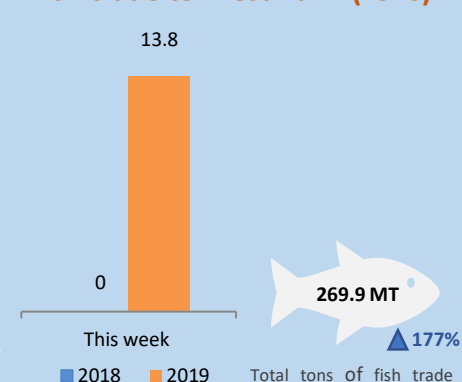
Weekly average truckloads per month



Truckloads exiting Gaza this week 2018 vs. 2019



Fish trade to West Bank (Tons)



Gaza Strip Agricultural Trade leverages capacity built under the project *Reform and Development of Markets, Value Chains and Producers' Organizations*, supported by Denmark, the Netherlands, EU, Switzerland & Spain. The content of the trade bulletin is the sole responsibility of FAO and does not necessarily reflect the position of the resource partners.