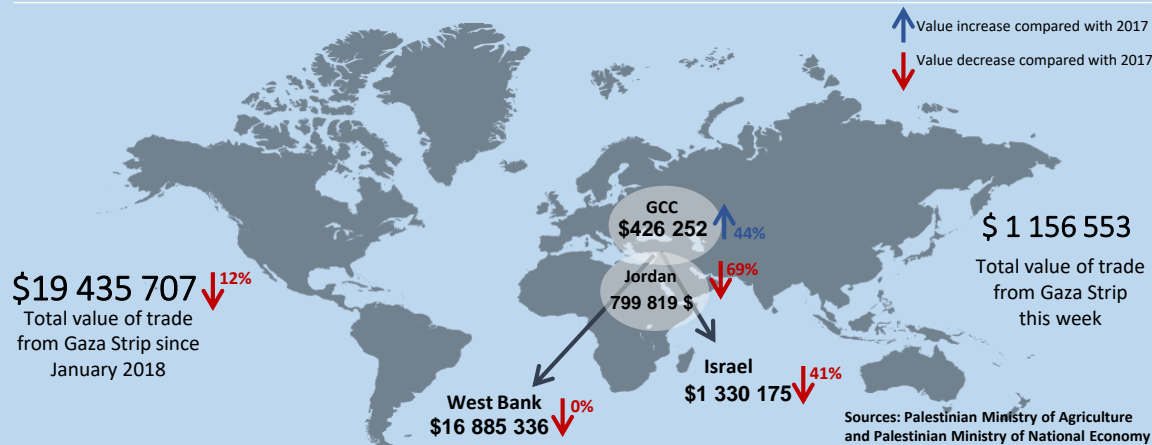


Gaza Strip Agricultural Trade

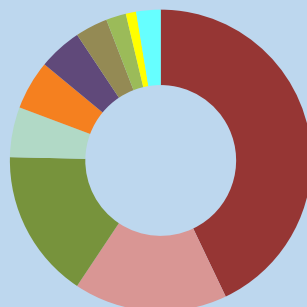
30th December 2018 to 3rd January 2019

Total exported value (USD) by destination since January 2018



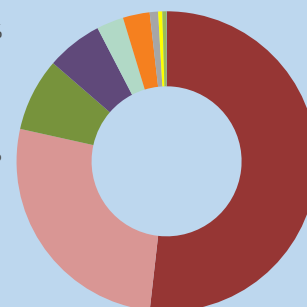
Total exports value by product since January 2018 (%)

- Tomato 42.9%
- Strawberries 16.5%
- Cucumber 16.0%
- Zucchini 5.4%
- Sweet Pepper 5.3%
- Eggplant 4.7%
- Potato 3.5%
- Chili 2.1%
- Dates 1.1%
- Others 3%



Weekly exports value by product (%)

- Tomato 51.8%
- Strawberries 26.7%
- Cucumber 7.9%
- Eggplant 6.0%
- Zucchini 2.9%
- Sweet Pepper 2.9%
- Cauliflower 0.9%
- Dates 0.5%
- Chili 0.4%
- Others 0%



Weekly Agricultural Trade

Trade to West Bank

Crop	Tons
Tomato	606.22
Cucumber	161.1
Strawberries	129.0
Eggplant	61.7
Sweet Pepper	52.4
Zucchini	52.2
Cauliflower	17.3
Dates	7.9
Chili	4.9
Cabbage	0.4
Total	1,127.8

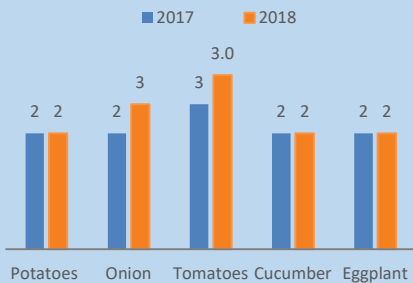
Exports to Israel

Crop	Tons
Tomato	164.6
Eggplant	39.9
Total	204.5

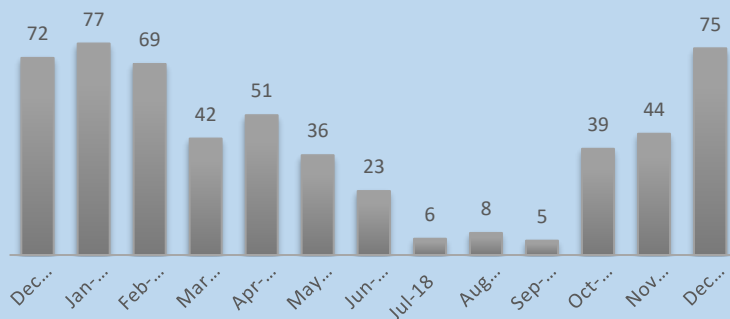
Exports to Russia

Crop	Tons
Strawberries	1.8
Total	111.6

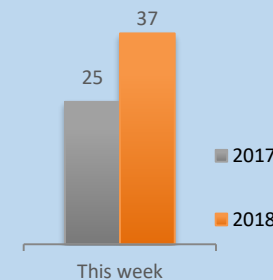
Main crops prices (NIS/KG) this week 2018/19 vs. 2017/18



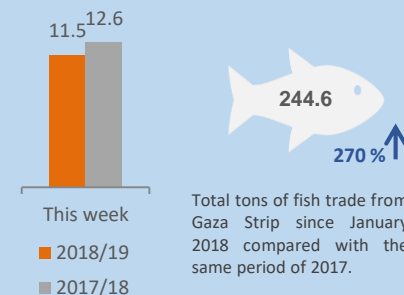
Weekly average truckloads per month



Truckloads exiting Gaza this week 2018/19 vs. 2017/18



Fish trade to West Bank (Tons)



Gaza Strip Agricultural Trade leverages capacity built under the project *Reform and Development of Markets, Value Chains and Producers' Organizations*, supported by Denmark, the Netherlands, EU, Switzerland & Spain. The content of the trade bulletin is the sole responsibility of FAO and does not necessarily reflect the position of the resource partners.