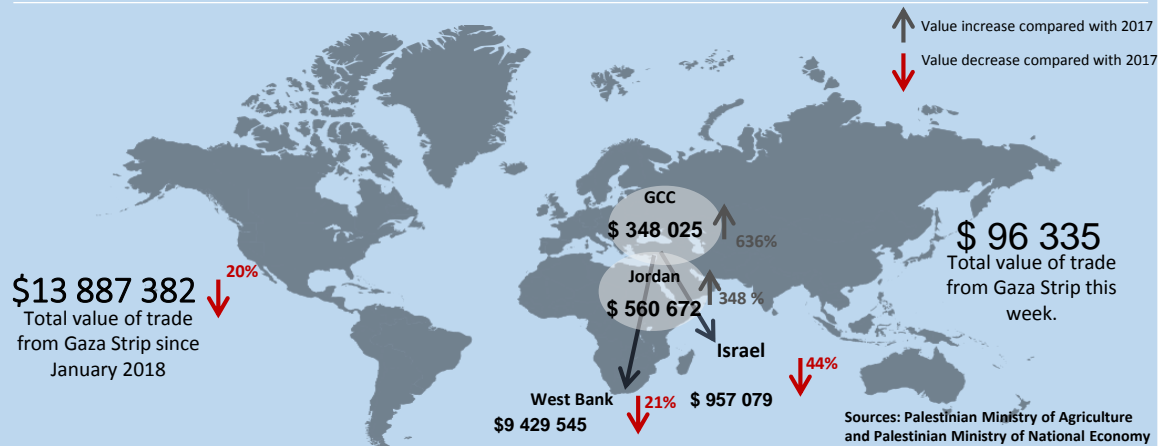


Total exported value (USD) by destination since January 2018



Weekly Agricultural Trade

Trade to West Bank

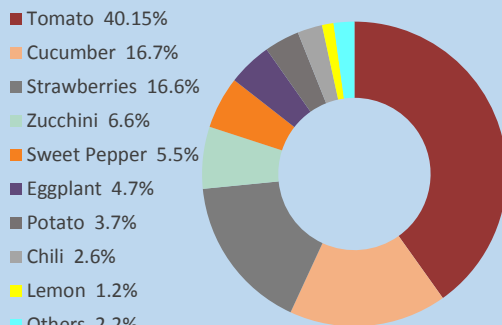
Crop	Tons
Tomato	316.3
Dates	11.76
Sweet Potato	1.48
Cucumber	0.64
Sweet Pepper	3.2
Eggplant	5.4
Chili	1.2
Total	340

Gaza Strip Agricultural Trade

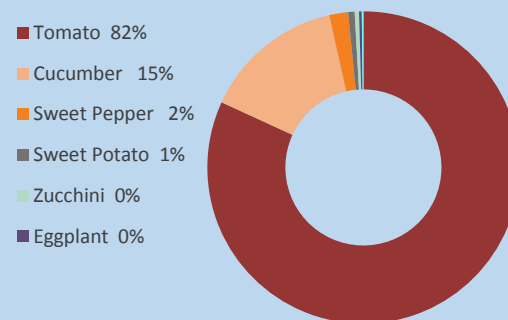
16th to 20th

September 2018

Total exports value by product since January 2018 (%)



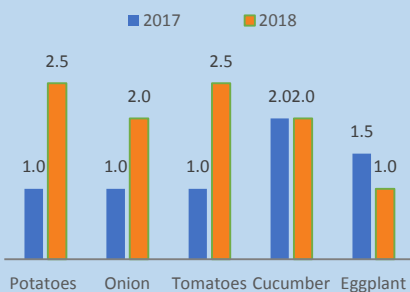
Weekly exports value by product (%)



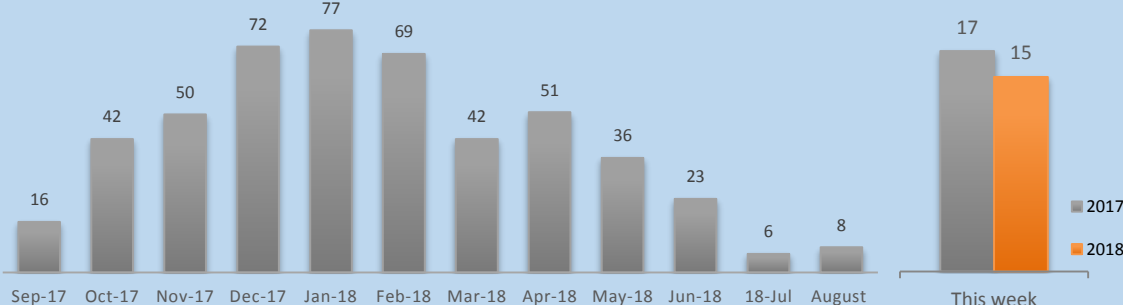
No exports to Israel

No exports to other countries

Main crops prices (kg/NIS) this week 2017 vs. 2018

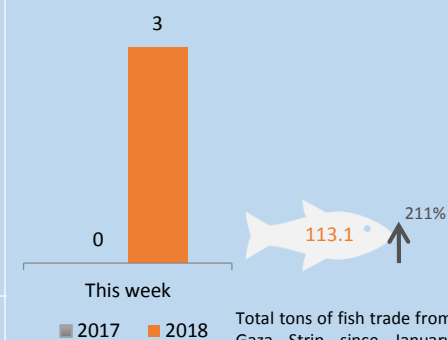


Weekly average truckloads per month



Truckloads exiting Gaza this week 2017 vs. 2018

Fish trade to West Bank (Tons)



Gaza Strip Agricultural Trade leverages capacity built under the project *Reform and Development of Markets, Value Chains and Producers' Organizations*, supported by Denmark, the Netherlands, EU, Switzerland & Spain. The content of the trade bulletin is the sole responsibility of FAO and does not necessarily reflect the position of the resource partners.