



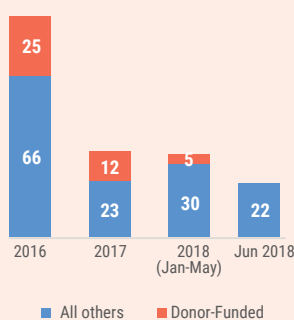
Demolition of an extension of a house in Beit Hanina, East Jerusalem, on 26 June. Photo by OCHA.

HIGHLIGHTS

- Demolitions resumed in the second half of June, mostly in East Jerusalem.
- 22 per cent decline in demolitions in the first half of 2018, compared to the equivalent period in 2017.
- No donor-funded structure demolished or seized in June.
- 67 per cent decline in the number of donor-funded structures targeted in the first half of 2018.

STRUCTURES DEMOLISHED/SEIZED

Monthly Averages



JUNE FIGURES

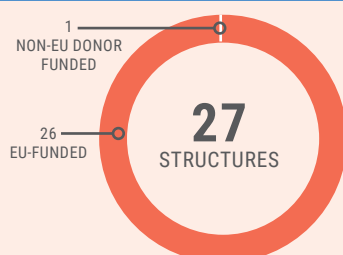
STRUCTURES TARGETED

East Jerusalem	20
Area C	1
Area B	1

PEOPLE IMPACTED

Displaced	10
Affected	121

DONOR-FUNDED ASSISTANCE DEMOLISHED/SEIZED IN 2018



OVERVIEW

Demolitions and seizures resumed in mid-June, following the end of the month of Ramadan, with a total of 22 Palestinian-owned structures targeted, displacing ten Palestinians and otherwise affecting more than 120. These incidents bring the total number of structures demolished or seized in the West Bank by the Israeli authorities in the first half of 2018 to 197, a 22 per cent decline compared to the equivalent period in 2017. This trend reflects a significant decline (42 per cent) in Area C demolitions, alongside a mild increase (12 per cent) in East Jerusalem.

All but two of the structures demolished or seized during June were in East Jerusalem, including eight homes, ten livelihood-related structures and four retaining walls or fences. Of note, due to a series of amendments to the 1965 Planning and Building Law, applied in Israel and East Jerusalem, approved by the Israeli Knesset in October 2017, fines imposed on individuals charged with building without a permit, can reach up to NIS 400,000, as opposed to tens of thousands of shekels previously.

In Area C, one structure was demolished during the month in a herding community located in an area in southern Hebron (Massafer Yatta) designated by Israel as a “firing zone” for military training. This is one of the 12 communities in this area (total 1,300 people), which are at heightened risk of forcible transfer due to the coercive environment imposed on them.

Also this month, the Israeli authorities announced that they will suspend the implementation of a new military order, which would have allowed the demolition of unlicensed structures that are deemed “new”, within 96 hours of the issuance of a removal order. The suspension announcement followed the filing of a petition with the Israeli High Court of Justice against this order by human rights organizations, and will remain in place until a ruling is issued on the case.

No donor-funded structure was demolished or seized during June, but construction materials for finishing the building of a new school provided by the EU were confiscated. A total of 27 donor-funded structures, worth around 60,960 euros were targeted in the first half of 2018, one-third of the number of structures targeted in the same period of 2017 (81 structures).

Finally, a residential apartment was demolished in June on punitive grounds in the Barta'a ash Sharqiya town (Jenin), in Area B, displacing a family of three. The home belonged to the family of a Palestinian who, in March 2018, ran his vehicle over two Israeli soldiers, killing them, and was subsequently arrested.

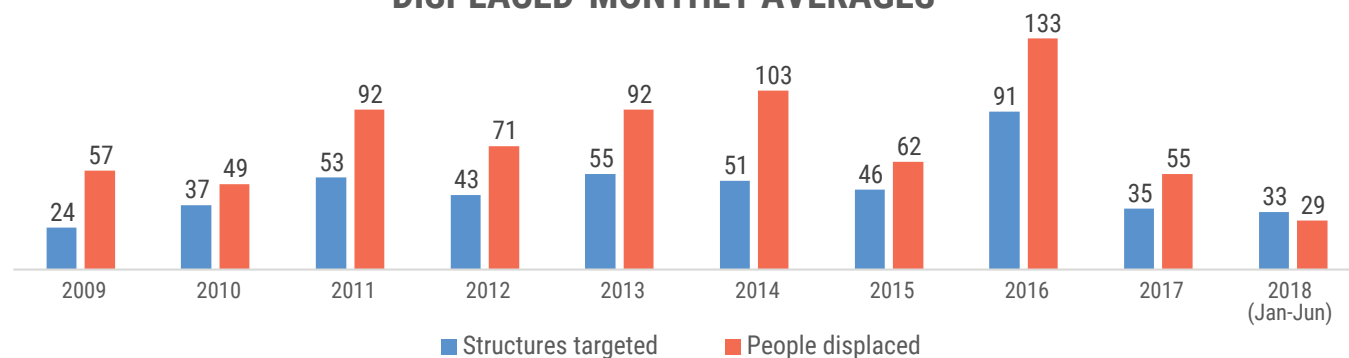
ANNEX I: WEST BANK DEMOLITIONS / SEIZURES / SEALINGS – JUNE 2018

	Structures demolished	People displaced*		People Affected**	
		All	Children	All	Children
East Jerusalem	20	10	6	115	53
Area C	1	0	0	6	2
Area B	1	3	1	0	0
TOTAL	22	13	7	121	55

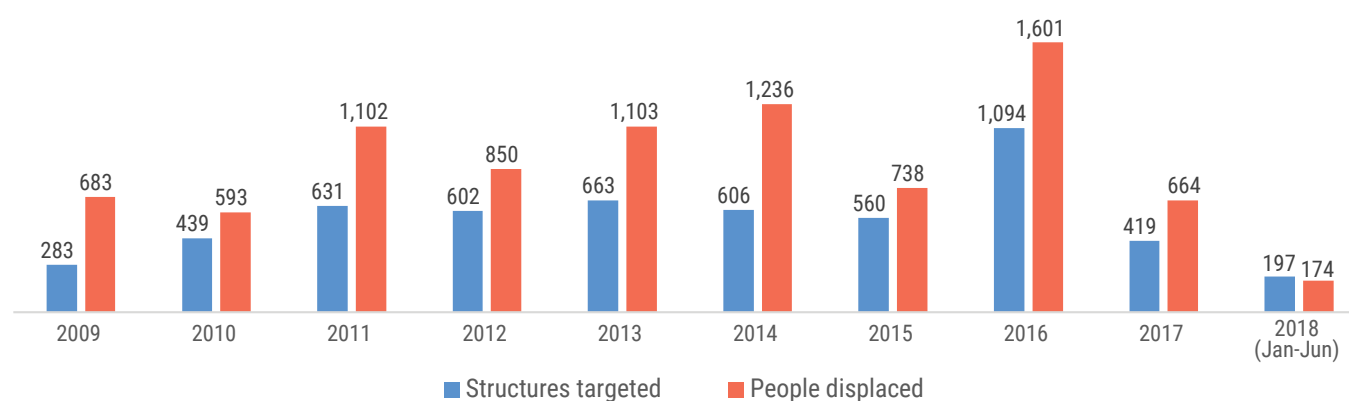
* Includes all people who had a structure used as their habitual place of residence demolished.

** Includes all people who had any of their property, other than their residence, demolished. Displaced and affected are mutually exclusive categories, i.e. people counted under the former are not included in the latter.

STRUCTURES TARGETED AND PEOPLE DISPLACED-MONTHLY AVERAGES

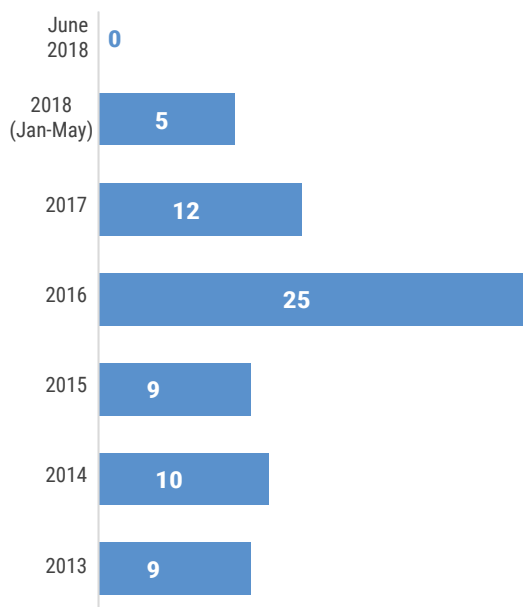


STRUCTURES TARGETED AND PEOPLE DISPLACED-TOTALS



ANNEX II: DEMOLITION/SEIZURE OF DONOR-FUNDED STRUCTURES – JUNE 2018

MONTHLY AVERAGE DONOR-FUNDED STRUCTURES TARGETED



Total donated structures targeted in 2018

27

Total donated structures targeted in 2017

140

ANNEX III: SEIZURE OF OTHER ITEMS AND OTHER EQUIPMENT IN DONOR-FUNDED PROJECTS – JUNE 2018

Date	Community	Governorate	Type of structure	Number of structures	Type of incident	Estimated cost in Euros
1 June	Imreiha	Jenin	Construction materials for a school	-	Seizure	150
TOTAL						150