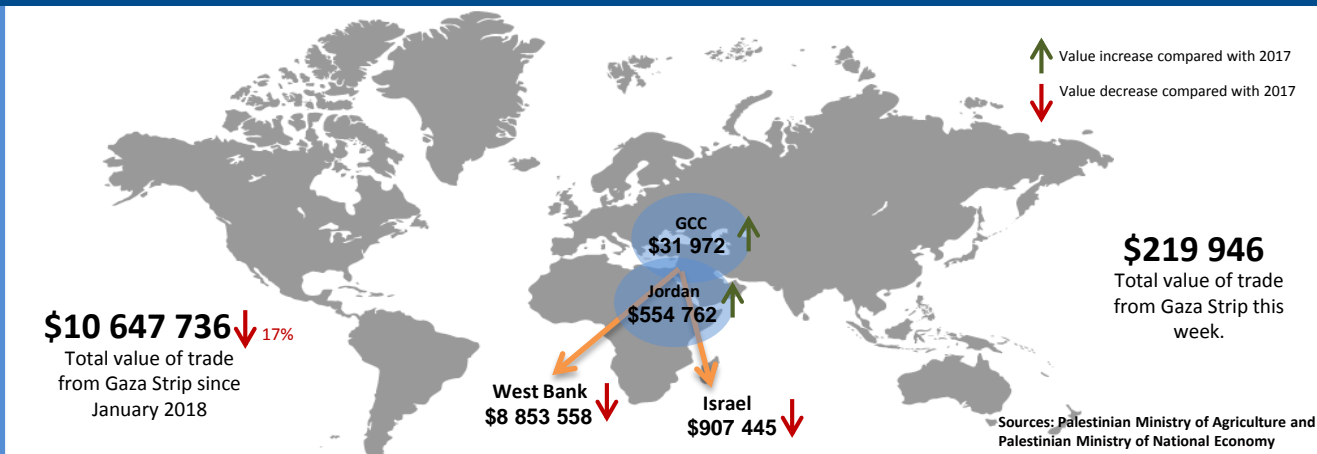




Gaza Strip Agricultural Trade, 24 – 28 June 2018

Total exported value (USD) by destination since January 2018



Weekly exports: Israel

Weekly exports: Others

Weekly trade to the West Bank

| |
|--|
| TOMATOES 3 Truckloads 93.8 Tons |
| EGGPLANT 2 Truckloads 19.1 Tons |
| TOTAL 5 Truckloads 113.7 Tons |

NO EXPORTATION

| |
|--|
| TOMATOES 8 Truckloads 264.5 Tons |
| CHILI 1.5 Truckloads 8.8 Tons |
| ZUCCHINI 1 Truckloads 66 Tons |

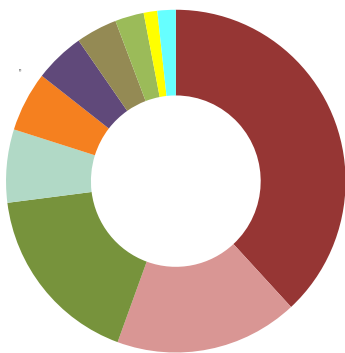
| |
|---|
| EGGPLANT 3 Truckloads 44.1 Tons |
| SWEET PEPPER 2 Truckloads 13.3 Tons |
| CAULIFLOWER 2 Truckloads 8 Tons |

| |
|---|
| EGGPLANT 2.5 Truckloads 46.2 Tons |
| CABBAGE 1 Truckloads 5 Tons |
| TOTAL 21 Truckloads 396.5 Tons |

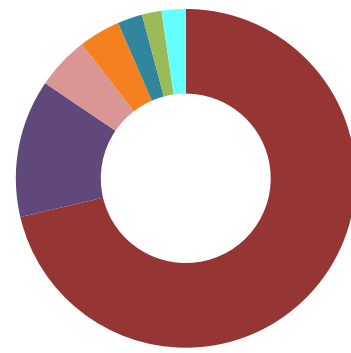
Total exports value by product since January 2018 (%)

Weekly exports value by product (%)

- Tomatoes 38%
- Cucumber 17%
- Strawberries 17%
- Zucchini 7%
- Sweet Pepper 6%
- Eggplant 5%
- Potatoes 4%
- Chili 3%
- Lemon 1%
- Others 2%



- Tomatoes 71%
- Eggplant 13%
- Cucumber 5%
- Sweet Pepper 4%
- Cauliflower 2%
- Chili 2%
- Others 2%



Weekly average truckloads per month

Truckloads exiting Gaza Strip this week 2018 vs. 2017

