

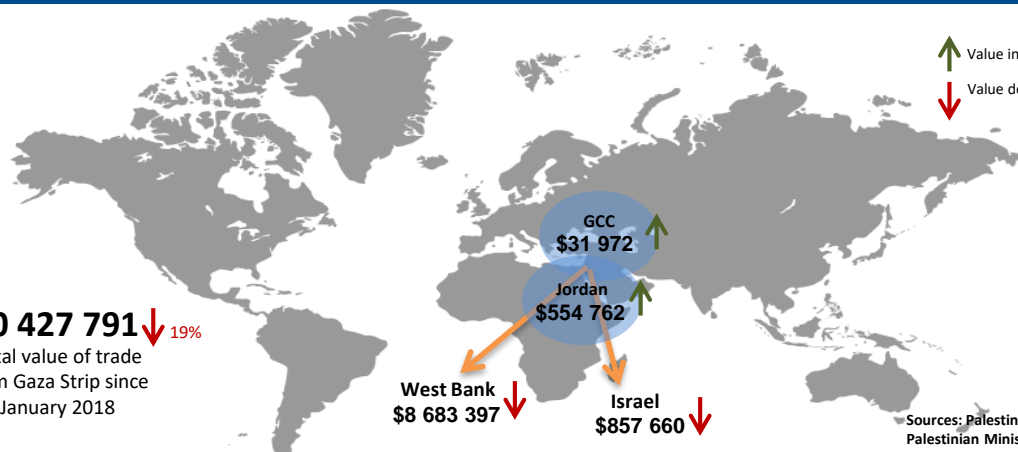


Gaza Strip Agricultural Trade, 17 – 21 June 2018

Total exported value (USD) by destination since January 2018

\$10 427 791 ↓ 19%

Total value of trade from Gaza Strip since January 2018



↑ Value increase compared with 2017
↓ Value decrease compared with 2017

\$214 101
Total value of trade from Gaza Strip this week.

Sources: Palestinian Ministry of Agriculture and Palestinian Ministry of National Economy

Weekly exports: Israel

TOMATOES 4 Truckloads 119.2 Tons
EGGPLANT 3 Truckloads 17.1 Tons
TOTAL 7 Truckloads 136.3 Tons

Weekly exports: Others

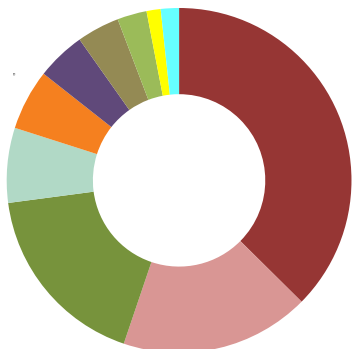
CUCUMBER 1 Truckload 10 Tons
TOTAL 1 Truckload 10 Tons

Weekly trade to the West Bank

TOMATOES 8 Truckloads 235.4 Tons	EGGPLANT 3 Truckloads 37 Tons	CHILI 2.5 Truckloads 23.7 Tons
CUCUMBER 2.5 Truckloads 41 Tons	SWEET PEPPER 1.5 Truckloads 7.2 Tons	ZUCCHINI 1.5 Truckloads 7.2 Tons
CABBAGE 0.5 Truckloads 2 Tons	CAULIFLOWER 0.5 Truckloads 2 Tons	TOTAL 20 Truckloads 357.9 Tons

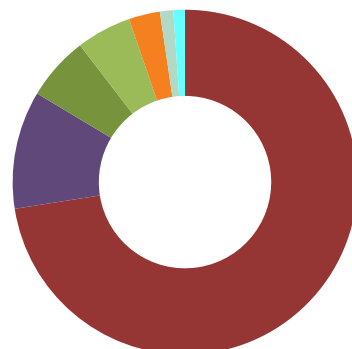
Total exports value by product since January 2018 (%)

- Tomatoes 37%
- Strawberries 18%
- Cucumber 18%
- Zucchini 7%
- Sweet Pepper 6%
- Eggplant 5%
- Potatoes 4%
- Chili 3%
- Lemon 1%
- Others 2%

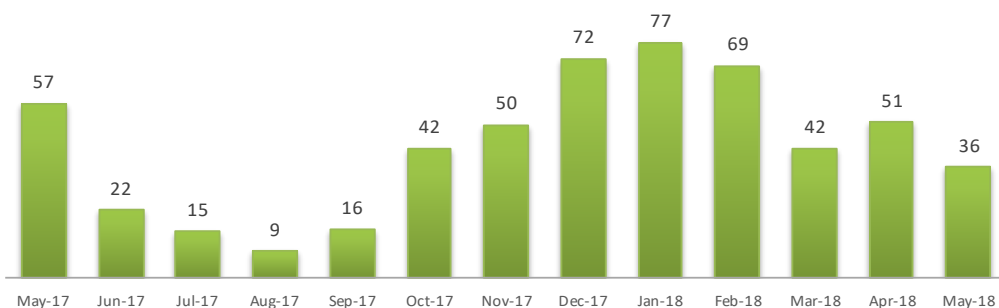


Weekly exports value by product (%)

- Tomatoes 73%
- Eggplant 11%
- Cucumber 6%
- Chili 5%
- Sweet Pepper 3%
- Zucchini 1%
- Others 1%



Weekly average truckloads per month



Truckloads exiting Gaza Strip this week 2018 vs. 2017

