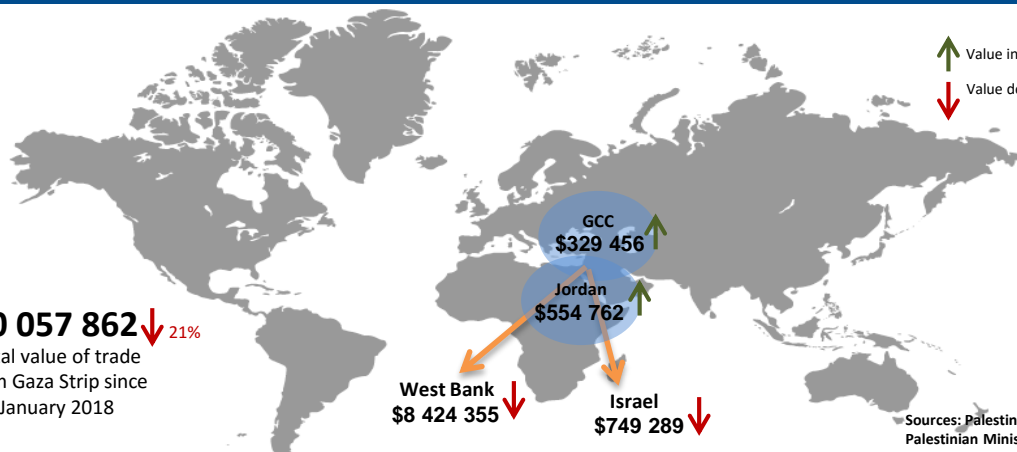


Total exported value (USD) by destination since January 2018

**\$10 057 862** ↓ 21%

Total value of trade from Gaza Strip since January 2018



### Weekly exports: Israel

### Weekly exports: Others

### Weekly trade to the West Bank

TOMATOES 2.5 Truckloads 52.2 Tons
EGGPLANT 0.5 Truckloads 1 Tons
<b>TOTAL</b> <b>3 Truckloads</b> <b>53.2 Tons</b>

**NO EXPORTATION**

TOMATOES 6.5 Truckloads 250.4 Tons
CHILI 2 Truckloads 12.4 Tons
CABBAGE 0.5 Truckloads 1.8 Tons

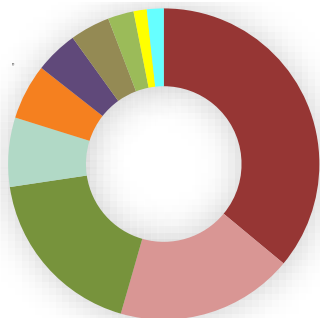
EGGPLANT 2.5 Truckloads 26.3 Tons
CUCUMBER 2 Truckloads 25.9 Tons
CHERRY TOMATOES 0.5 Truckloads 0.64 Tons

ZUCCHINI 2 Truckloads 12.2 Tons
SWEET PEPPER 2 Truckloads 13.9 Tons
<b>TOTAL</b> <b>18 Truckloads</b> <b>343.5 Tons</b>

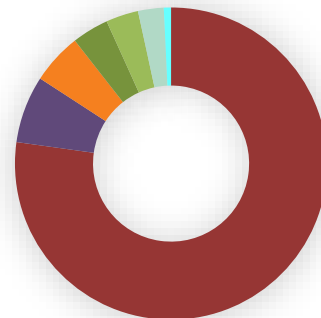
### Total exports value by product since January 2018 (%)

### Weekly exports value by product (%)

- Tomatoes 36%
- Strawberries 18%
- Cucumber 18%
- Zucchini 7%
- Sweet Pepper 6%
- Eggplant 4%
- Potatoes 4%
- Chili 3%
- Lemon 1%
- Others 2%



- Tomatoes 77%
- Eggplant 7%
- Sweet Pepper 5%
- Cucumber 4%
- Chili 3%
- Zucchini 3%
- Others 1%



### Weekly average truckloads per month

### Truckloads exiting Gaza Strip this week 2018 vs. 2017

