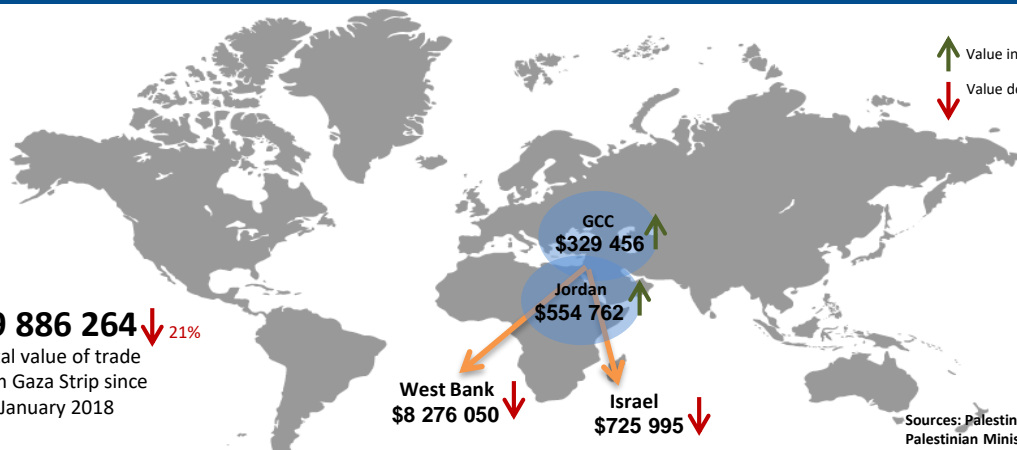




Total exported value (USD) by destination since January 2018

\$9 886 264 ↓ 21%

Total value of trade from Gaza Strip since January 2018



↑ Value increase compared with 2017
↓ Value decrease compared with 2017

\$217 574
Total value of trade from Gaza Strip this week.

Sources: Palestinian Ministry of Agriculture and Palestinian Ministry of National Economy

Weekly exports: Israel

Weekly exports: Others

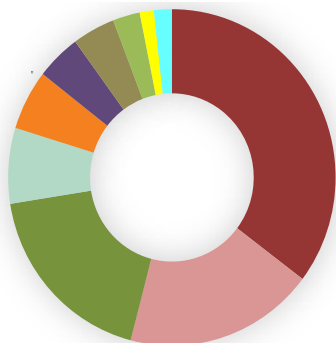
Weekly trade to the West Bank

NO EXPORTATION	TOMATOES 1 Truckloads 17 Tons	GRAPE 0.5 Truckloads 3.06 Tons	TOMATOES 13.5 Truckloads 440.3 Tons	CUCUMBER 3.5 Truckloads 52.5 Tons	EGGPLANT 3.5 Truckloads 46.1 Tons
	ZUCCHINI 0.5 Truckloads 6 Tons	SWEET POTATO 0.5 Truckloads 1.3 Tons	SWEET PEPPER 2 Truckloads 37.1 Tons	CHILI 2 Truckloads 34.8 Tons	ZUCCHINI 2 Truckloads 44.7 Tons
	SWEET PEPPER 0.5 Truckloads 13.5 Tons	TOTAL 3 Truckloads 40.9 Tons	CABBAGE 1.5 Truckloads 15.8 Tons	TOTAL 28 Truckloads 671.2 Tons	

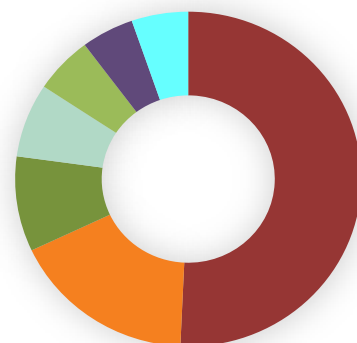
Total exports value by product since January 2018 (%)

Weekly exports value by product (%)

- Tomatoes 35%
- Strawberries 19%
- Cucumber 18%
- Zucchini 7%
- Sweet Pepper 6%
- Eggplant 4%
- Potatoes 4%
- Chili 3%
- Lemon 1%
- Others 2%



- Tomatoes 51%
- Sweet Pepper 17%
- Cucumber 9%
- Zucchini 7%
- Chili 5%
- Eggplant 5%
- Others 5%



Weekly average truckloads per month

Truckloads exiting Gaza Strip this week 2018 vs. 2017

