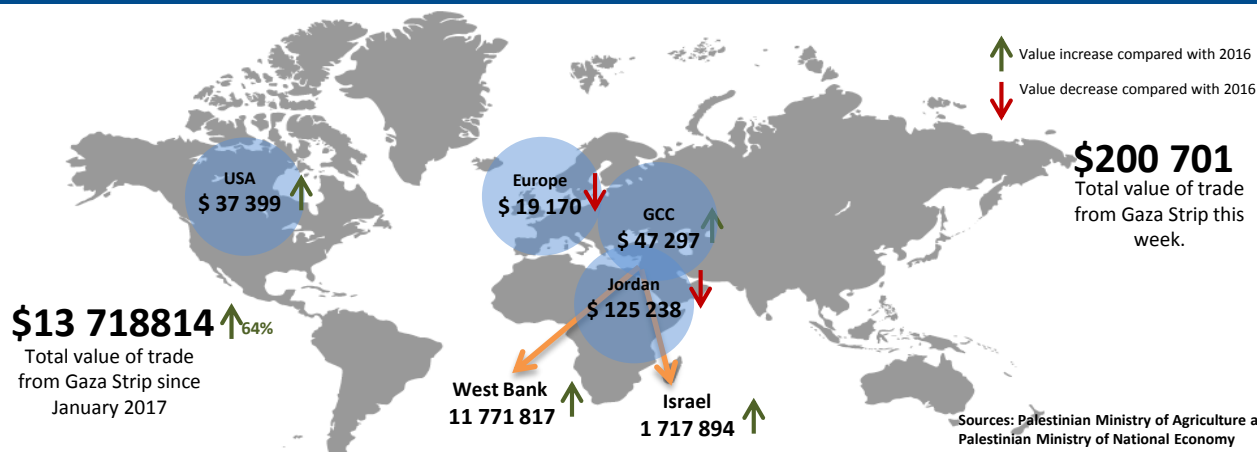


Total exported value (USD) by destination since January 2017



Weekly Exports : Israel

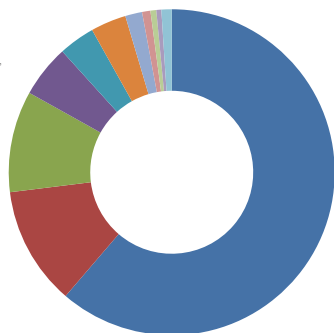
TOMATOES 5.5 Truckloads 82.9 Tons
TOTAL 5.5 Truckloads 82.9 Tons

Weekly trade to the West Bank

TOMATOES 12 Truckloads 172.5 Tons	CUCUMBER 3.25 Truckload 44 Tons	SWEET PEPPER 0.75 Truckload 4.4 Tons
EGGPLANT 0.5 Truckloads 4 Tons	CABBAGE 0.5 Truckloads 5.8 Tons	SWEET POTATOES 0.25 Truckloads 3.6 Tons
POTATOES 0.25 Truckloads 3.9 Tons	TOTAL 17.5 Truckloads 238.2 Tons	

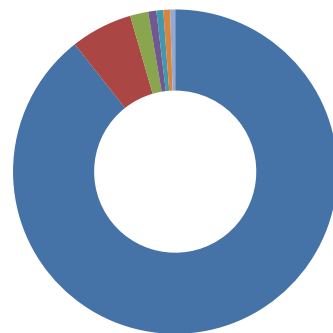
Total exports value by product since January 2017 (%)

- Tomatoes 61%
- Strawberries 12%
- Cucumber 10%
- Sweet Pepper 5%
- Eggplant 4%
- Zucchini 4%
- Chili 2%
- Lemon 1%
- Cherry Tomatoes 0%
- Sweet Potatoes 0%
- Others 1%

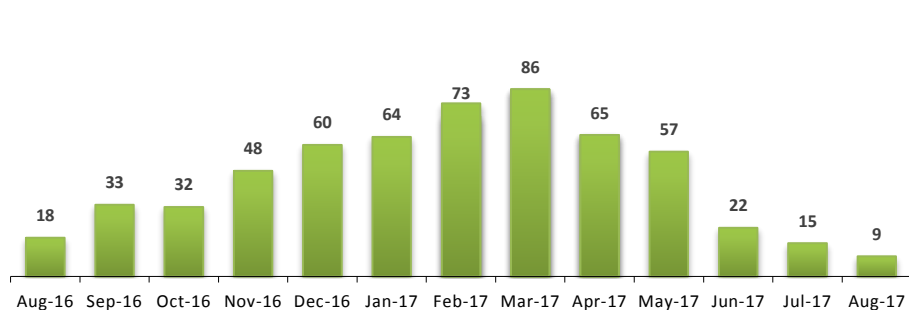


Weekly exports value by product (%)

- Tomatoes 89%
- Cucumber 5%
- Sweet Pepper 2%
- Cabbage 1%
- Potatoes 1%
- Eggplant 1%
- Sweet Potatoes 1%



Weekly average truckloads per month



Truckloads exiting Gaza Strip this week 2017 vs. 2016

