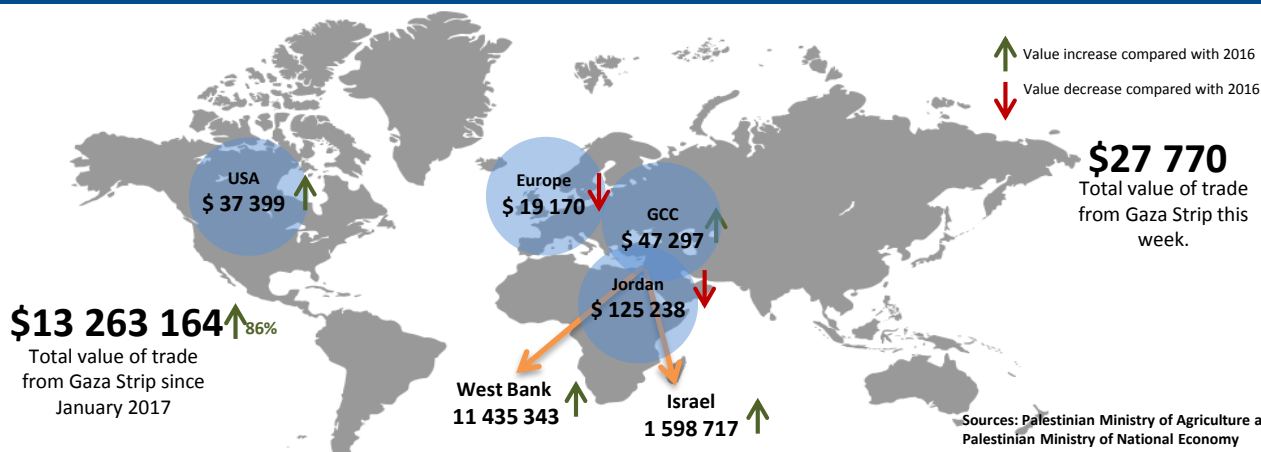




Total exported value (USD) by destination since January 2017



Weekly Exports : Israel

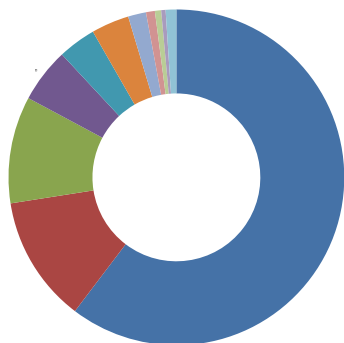
TOMATOES 1 Truckload 10.2 Tons
TOTAL 1 Truckload 10.2 Tons

Weekly trade to the West Bank

SWEET POTATOES 2 Truckloads 27.8 Tons	TOMATOES 1.25 Truckloads 10.48 Tons	TOTAL 7 Truckloads 59.52 Tons
SWEET PEPPER 0.5 Truckload 0.8 Tons	CUCUMBER 0.5 Truckload 0.64 Tons	
CHILI 1 Truckload 1.4 Tons	EGGPLANT 1.75 Truckloads 18.4 Tons	

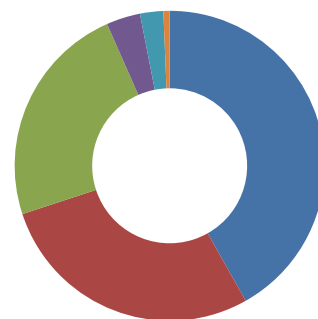
Total exports value by product since January 2017 (%)

- Tomatoes 60%
- Strawberries 12%
- Cucumber 10%
- Sweet Pepper 5%
- Zucchini 4%
- Eggplant 4%
- Chili 2%
- Lemon 1%
- Cherry Tomatoes 1%
- Sweet Potatoes 0%
- Others 1%

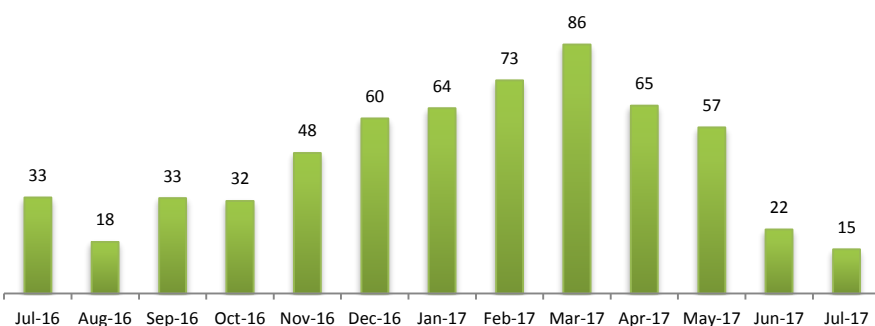


Weekly exports value by product (%)

- Tomatoes 42%
- Sweet Potatoes 28%
- Eggplant 23%
- Chili 4%
- Sweet Pepper 2%
- Cucumber 1%



Weekly average truckloads per month



Truckloads exiting Gaza Strip this week 2017 vs. 2016

