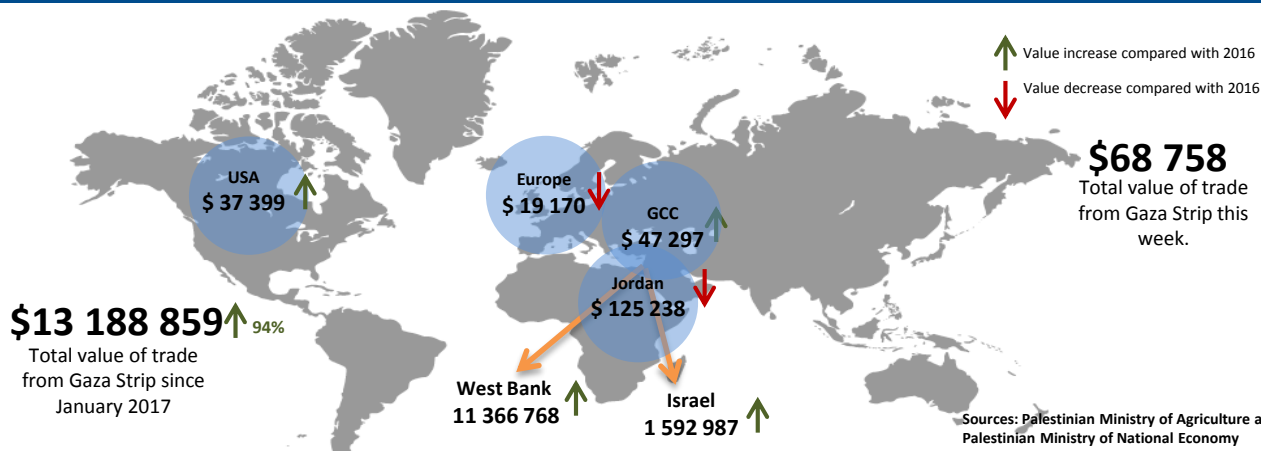




Total exported value (USD) by destination since January 2017



Weekly exports: Israel

Weekly trade to the West Bank

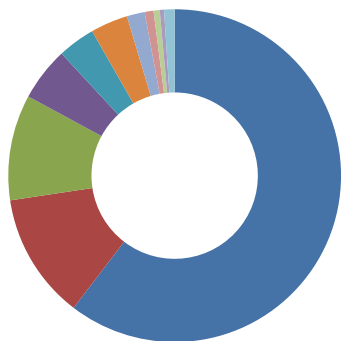
EGGPLANT 1 Truckload 3.2 Tons
TOTAL 1 Truckload 3.2 Tons

SWEET POTATOES 1.75 Truckloads 26.1 Tons	TOMATOES 6 Truckloads 74.7 Tons	TOTAL 13 Truckloads 179.6 Tons
SWEET PEPPER 0.75 Truckloads 13.4 Tons	CUCUMBER 4 Truckloads 62 Tons	
CHILI 0.25 Truckloads 1.4 Tons	EGGPLANT 0.25 Truckloads 2 Tons	

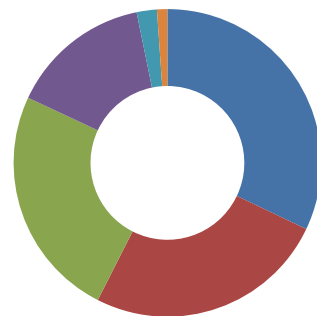
Total exports value by product since January 2017 (%)

Weekly exports value by product (%)

- Tomatoes 60%
- Strawberries 12%
- Cucumber 10%
- Sweet Pepper 5%
- Eggplant 4%
- Zucchini 4%
- Chili 2%
- Lemon 1%
- Cherry Tomatoes 1%
- Sweet Potatoes 0%
- Others 1%



- Sweet Potatoes 32%
- Cucumber 25%
- Tomatoes 25%
- Sweet Pepper 15%
- Eggplant 2%
- Chili 1%



Weekly average truckloads per month

Truckloads exiting Gaza Strip this week 2017 vs. 2016

