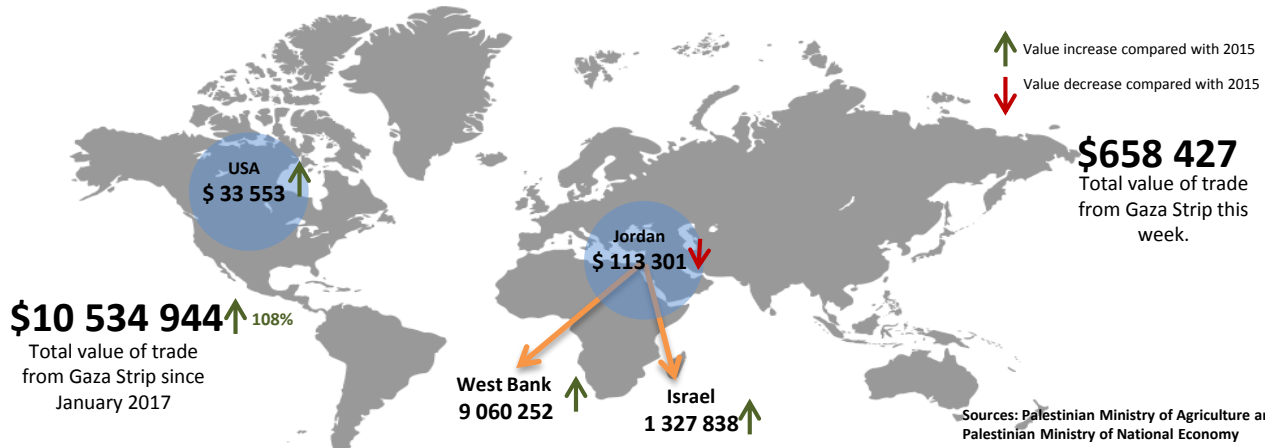


Total exported value by destination (USD) since January 2017



### Weekly exports: Israel

TOMATOES 10 Truckloads 180.12 Tons
<b>TOTAL</b> <b>10 Truckloads</b> <b>180.12 Tons</b>

### Weekly exports: others

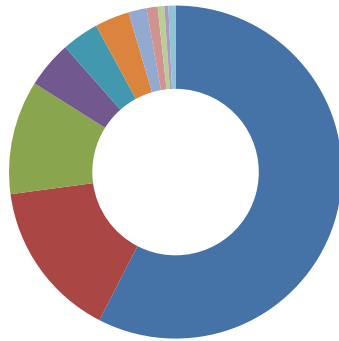
MINT 0.25 Truckloads 0.08 Tons
CHIVES 0.25 Truckloads 0.38 Tons
<b>TOTAL</b> <b>0.5 Truckloads</b> <b>0.46 Tons</b>

### Weekly trade to the West Bank

EGGPLANT 0.75 Truckloads 7.6 Tons	TOMATOES 37 Truckloads 619.44 Tons	<b>TOTAL</b> <b>40.5 Truckloads</b> <b>651.84 Tons</b>
SWEET PEPPER 0.75 Truckloads 6.8 Tons	CUCUMBER 1.25 Truckloads 12.16 Tons	
CHILI 0.5 Truckloads 3.6 Tons	CHERRY TOMATOES 0.25 Truckloads 2.24 Tons	

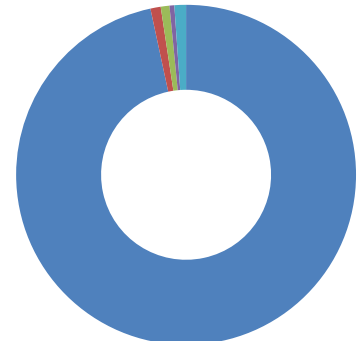
### Total exports value by product since January 2017 (%)

- Tomatoes 58%
- Strawberries 15%
- Cucumber 11%
- Zucchini 5%
- Sweet Pepper 4%
- Eggplant 3%
- Chili 2%
- Lemon 1%
- Cherry Tomatoes 1%
- Cauliflower 0%
- Others 0%

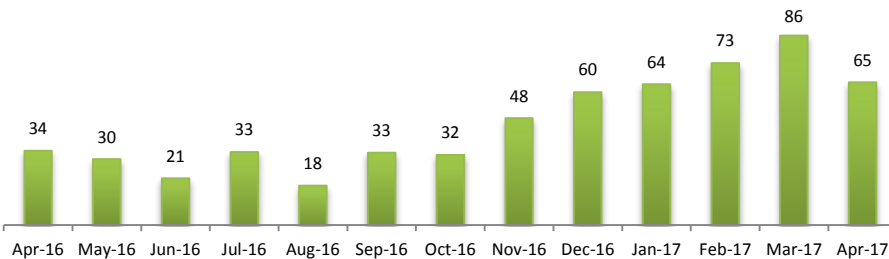


### Weekly exports value by product (%)

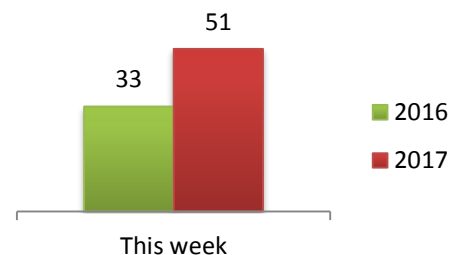
- Tomatoes 97%
- Cucumber 1%
- Sweet Pepper 1%
- Eggplant 0%
- Others 1%



### Weekly average truckloads per month



### Truckloads exiting Gaza Strip this week 2017 vs. 2016



### Highlights:

- There were no exports on 1 and 2 May due to Israeli holidays .

